

**MAC 1**

<b>Sample ID:</b> HR20240590538	<b>Produced:</b>	<b>Client:</b>
<b>Strain:</b> MAC 1	<b>Collected:</b> 05/13/2024	<b>STRAINX</b>
<b>Matrix:</b> Plant	<b>Received:</b> 05/13/2024	<b>Lic. #</b>
<b>Type:</b> Flower - Cured	<b>Completed:</b> 05/21/2024	5930 Star Ln, STE C
<b>Sample Size:</b> ; Batch:	<b>Batch#:</b> LGRB24AMOFHTMB050724	Houston, TX 77057



**Summary**

Test	Date Tested	Result
Batch		Pass
Cannabinoids	05/14/2024	Complete
Moisture	05/14/2024	11.54%
Water Activity	05/14/2024	Pass - 0.62000 aw
Terpenes	05/14/2024	Complete
Microbials	05/15/2024	Pass
Mycotoxins	05/15/2024	Pass
Pesticides	05/15/2024	Pass
Heavy Metals	05/14/2024	Pass
Foreign Matter	05/14/2024	Pass

**Cannabinoids**

Complete

<b>22.05%</b> Total THC	<b>ND</b> Total CBD	<b>22.05%</b> Total Cannabinoids
----------------------------	------------------------	-------------------------------------

Analyte	LOD	LOQ	Mass	Mass
	mg/g	mg/g	%	mg/g
THCa	0.20000	0.61000	24.83	248.25
Δ9-THC	0.15000	0.45000	0.28	2.75
Δ8-THC	0.14000	0.42000	ND	ND
THCV	0.15000	0.44000	ND	ND
CBDa	0.10000	0.31000	ND	ND
CBD	0.15000	0.45000	ND	ND
CBN	0.16000	0.50000	ND	ND
CBG	0.13000	0.39000	ND	ND
CBC	0.14000	0.42000	ND	ND
<b>Total THC</b>			<b>22.05</b>	<b>220.47</b>
<b>Total CBD</b>			<b>ND</b>	<b>ND</b>
<b>Total</b>			<b>22.05</b>	<b>220.47</b>

Determination of Cannabinoids by HPLC, HL223

Total THC = Δ9-THCa \* 0.877 + Δ9-THC

Total CBD = CBDa \* 0.877 + CBD

ND = Not Detected; NR = Not Reported; LOD = Limit of Detection; The reported result is based on a sample weight with the applicable moisture content for that sample; Unless otherwise stated all quality control samples performed within specifications established by the Laboratory, HL105.10-01. Cannabinoid Testing: Pass/Fail decision determined by Department of Cannabis Control CCR title 4 Division 19 §15724. Water activity testing: Pass/Fail decision determined by Department of Cannabis Control CCR title 4 Division 19 §15717.



*Ming Li*

Ming Li - General Manager  
05/21/2024

Confident LIMS  
All Rights Reserved  
coa.support@confidentlims.com  
(866) 506-5866  
www.confidentlims.com



ISO 17025 accredited by A2LA (Certificate No: 4074.01 & 4074.02). Sampling Procedure: SOP HL 110.2; Foreign Material: UV light/Microscope SOP HL 323, SOP HL 324; Water Activity: Water Activity Meter SOP HL 238; Moisture: Drying Oven SOP HL217.1; All LQC ran in accordance with 4 CCR sec. 15730. This product has been tested by Harrens Lab Inc. using valid testing methodologies and a quality system as required by state law. Values reported relate only to the product tested. Harrens Lab Inc. makes no claims as to the efficacy, safety or other risks associated with any detected or non-detected levels of any compounds reported herein. This Certificate shall not be reproduced except in full, without the written approval of Harrens Lab Inc.






**MAC 1**

<b>Sample ID:</b> HR20240590538	<b>Produced:</b>	<b>Client:</b>
Strain: MAC 1	Collected: 05/13/2024	<b>STRAINX</b>
Matrix: Plant	Received: 05/13/2024	Lic. #
Type: Flower - Cured	Completed: 05/21/2024	5930 Star Ln, STE C
Sample Size: ; Batch:	Batch#: LGRB24AMOFHTMB050724	Houston, TX 77057

**Terpenes**

Analyte	LOD	LOQ	Results	Results	
	mg/g	mg/g	mg/g	%	
β-Caryophyllene	0.08000	0.1000	3.45	0.345	
δ-Limonene	0.08000	0.1000	2.68	0.268	
α-Humulene	0.08000	0.1000	1.09	0.109	
Guaiol	0.08000	0.1000	1.06	0.106	
β-Myrcene	0.08000	0.1000	0.92	0.092	
Linalool	0.08000	0.1000	0.89	0.089	
α-Bisabolol	0.08000	0.1000	0.73	0.073	
β-Pinene	0.08000	0.1000	0.63	0.063	
α-Pinene	0.08000	0.1000	0.55	0.055	
β-Ocimene	0.08000	0.1000	0.38	0.038	
Caryophyllene Oxide	0.08000	0.1000	0.22	0.022	
Isopulegol	0.08000	0.1000	0.18	0.018	
Camphene	0.08000	0.1000	0.16	0.016	
Terpinolene	0.08000	0.1000	0.13	0.013	
3-Carene	0.08000	0.1000	ND	ND	
α-Terpinene	0.08000	0.1000	ND	ND	
cis-Nerolidol	0.08000	0.1000	ND	ND	
γ-Terpinene	0.08000	0.1000	ND	ND	
Geraniol	0.08000	0.1000	ND	ND	
p-Cymene	0.08000	0.1000	ND	ND	
trans-Nerolidol	0.08000	0.1000	ND	ND	
<b>Total</b>			<b>13.07</b>	<b>1.307</b>	

**Primary Aromas**

 Cinnamon	 Lemon	 Hops	 Wood	 Lavender
---	--	---	---	---

Date Tested: 05/14/2024  
ND = Not Detected; NR = Not Reported; LOD = Limit of Detection; Unless otherwise stated all quality control samples performed within specifications established by the Laboratory. HL105.10-01. SOP HL228. GC-FID



*Ming Li*

Ming Li - General Manager  
05/21/2024

Confident LIMS  
All Rights Reserved  
coa.support@confidentlims.com  
(866) 506-5866  
www.confidentlims.com



ISO 17025 accredited by A2LA (Certificate No: 4074.01 & 4074.02). Sampling Procedure: SOP HL 110.2; Foreign Material: UV light/Microscope SOP HL 323, SOP HL 324; Water Activity: Water Activity Meter SOP HL 238; Moisture: Drying Oven SOP HL217.1; All LQC ran in accordance with 4 CCR sec. 15730. This product has been tested by Harrens Lab Inc. using valid testing methodologies and a quality system as required by state law. Values reported relate only to the product tested. Harrens Lab Inc. makes no claims as to the efficacy, safety or other risks associated with any detected or non-detected levels of any compounds reported herein. This Certificate shall not be reproduced except in full, without the written approval of Harrens Lab Inc.

**MAC 1**

<b>Sample ID:</b> HR20240590538	<b>Produced:</b>	<b>Client:</b>
Strain: MAC 1	Collected: 05/13/2024	<b>STRAINX</b>
Matrix: Plant	Received: 05/13/2024	Lic. #
Type: Flower - Cured	Completed: 05/21/2024	5930 Star Ln, STE C
Sample Size: ; Batch:	Batch#: LGRB24AMOFHTMB050724	Houston, TX 77057

**Pesticides**

Pass

Analyte	LOD	LOQ	Limit	Results	Status	Analyte	LOD	LOQ	Limit	Results	Status
	µg/g	µg/g	µg/g	µg/g			µg/g	µg/g	µg/g	µg/g	
Abamectin	0.02	0.07	0.1	ND	Pass	Fludioxonil	0.02	0.07	0.1	ND	Pass
Acephate	0.02	0.07	0.1	ND	Pass	Hexythiazox	0.03	0.09	0.1	ND	Pass
Acequinocyl	0.03	0.08	0.1	ND	Pass	Imazalil	0.03	0.09	0.03	ND	Pass
Acetamiprid	0.02	0.07	0.1	ND	Pass	Imidacloprid	0.03	0.1	5	ND	Pass
Aldicarb	0.03	0.08	0.03	ND	Pass	Kresoxim Methyl	0.02	0.05	0.1	ND	Pass
Azoxystrobin	0.02	0.06	0.1	ND	Pass	Malathion	0.02	0.05	0.5	ND	Pass
Bifenazate	0.02	0.07	0.1	ND	Pass	Metalaxyl	0.03	0.1	2	ND	Pass
Bifenthrin	0.04	0.11	3	ND	Pass	Methiocarb	0.02	0.06	0.03	ND	Pass
Boscalid	0.02	0.07	0.1	ND	Pass	Methomyl	0.02	0.07	1	ND	Pass
Captan	0.06	0.19	0.7	ND	Pass	Mevinphos	0.03	0.08	0.03	ND	Pass
Carbaryl	0.03	0.08	0.5	ND	Pass	Myclobutanil	0.02	0.06	0.1	ND	Pass
Carbofuran	0.03	0.09	0.03	ND	Pass	Naled	0.01	0.03	0.1	ND	Pass
Chlorantraniliprole	0.02	0.06	10	ND	Pass	Oxamyl	0.03	0.09	0.5	ND	Pass
Chlordane	0.03	0.08	0.03	ND	Pass	Pacllobutrazol	0.03	0.09	0.03	ND	Pass
Chlorfenapyr	0.02	0.07	0.03	ND	Pass	Parathion Methyl	0.02	0.07	0.03	ND	Pass
Chlorpyrifos	0.01	0.04	0.03	ND	Pass	Pentachloronitrobenzene	0.02	0.05	0.1	ND	Pass
Clofentezine	0.03	0.09	0.1	ND	Pass	Permethrin	0.02	0.07	0.5	ND	Pass
Coumaphos	0.02	0.07	0.03	ND	Pass	Phosmet	0.03	0.09	0.1	ND	Pass
Cyfluthrin	0.02	0.07	2	ND	Pass	Piperonyl Butoxide	0.03	0.08	3	ND	Pass
Cypermethrin	0.02	0.06	1	ND	Pass	Prallethrin	0.03	0.08	0.1	ND	Pass
Daminozide	0.02	0.07	0.03	ND	Pass	Propiconazole	0.03	0.09	0.1	ND	Pass
Diazinon	0.01	0.03	0.1	ND	Pass	Propoxur	0.03	0.08	0.03	ND	Pass
Dichlorvos	0.03	0.08	0.03	ND	Pass	Pyrethrins	0.01	0.04	0.5	ND	Pass
Dimethoate	0.02	0.05	0.03	ND	Pass	Pyridaben	0.03	0.09	0.1	ND	Pass
Dimethomorph	0.03	0.08	2	ND	Pass	Spinetoram	0.02	0.07	0.1	ND	Pass
Ethoprophos	0.03	0.08	0.03	ND	Pass	Spinosad	0.03	0.08	0.1	ND	Pass
Etofenprox	0.02	0.06	0.03	ND	Pass	Spiromesifen	0.03	0.09	0.1	ND	Pass
Etoxazole	0.02	0.07	0.1	ND	Pass	Spirotetramat	0.02	0.07	0.1	ND	Pass
Fenhexamid	0.03	0.09	0.1	ND	Pass	Spiroxamine	0.03	0.08	0.03	ND	Pass
Fenoxycarb	0.02	0.07	0.03	ND	Pass	Tebuconazole	0.03	0.08	0.1	ND	Pass
Fenpyroximate	0.03	0.08	0.1	ND	Pass	Thiacloprid	0.02	0.06	0.03	ND	Pass
Fipronil	0.03	0.08	0.03	ND	Pass	Thiamethoxam	0.03	0.08	5	ND	Pass
Fonicamid	0.02	0.07	0.1	ND	Pass	Trifloxystrobin	0.03	0.1	0.1	ND	Pass

Date Tested: 05/15/2024  
We analyze samples by AOAC Official Method 2007.01-Modified; ND = Not Detected; NR = Not Reported; LOD = Limit of Detection; The reported result is based on a sample weight with the applicable moisture content for that sample; Unless otherwise stated all quality control samples performed within specifications established by the Laboratory. HL105.10-01. Tested by LC/MS/MS and GC/MS/MS, HL201.2. Pass/Fail decision determined by Department of Cannabis Control CCR title 4 Division 19 §15719.



*Ming Li*

Ming Li - General Manager  
05/21/2024

Confident LIMS  
All Rights Reserved  
coa.support@confidentlims.com  
(866) 506-5866  
www.confidentlims.com



## MAC 1

<b>Sample ID:</b> HR20240590538	<b>Produced:</b>	<b>Client:</b>
Strain: MAC 1	Collected: 05/13/2024	<b>STRAINX</b>
Matrix: Plant	Received: 05/13/2024	Lic. #
Type: Flower - Cured	Completed: 05/21/2024	5930 Star Ln, STE C
Sample Size: ; Batch:	Batch#: LGRB24AMOFHTMB050724	Houston, TX 77057

## Microbials

Analyte	Results	Status
Aerobic Plate Count	NR	NT
Aspergillus flavus	Not Detected in 1g	Pass
Aspergillus fumigatus	Not Detected in 1g	Pass
Aspergillus niger	Not Detected in 1g	Pass
Aspergillus terreus	Not Detected in 1g	Pass
Shiga Toxin-producing E. coli	Not Detected in 1g	Pass
Salmonella SPP	Not Detected in 1g	Pass
Yeast & Mold	NR	NT

Date Tested: 05/15/2024

NR = Not Reported; Aerobic Bacteria refers to Aerobic Plate Count, we analyze by method FDA BAM Jan 2001, Chapter 3. E.coli refers to E.coli Plate Count, we analyze by method FDA BAM Jan 2001, Chapter 4. Coliforms refers to Coliform Plate Count, we analyze by method FDA BAM Jan 2001, Chapter 4. Salmonella analysis method by Compact Dry SL, Hardy Diagnostics. Visual Mold inspection by UV light. 1= Mold Present, 0=Mold Not Present. Yeast and Mold Plate count method by AOAC no. 100401 or FDA BAM Jan 2001, Chapter 18. HL105.10-01. Salmonella and STEC: SOP HL 316. Aspergillus sp.: SOP HL311.2 (modified) & SOP HL 317. Microbial Testing: Pass/Fail decision determined by Department of Cannabis Control CCR title 4 Division 19 §15720 and §15722.

## Mycotoxins

Analyte	LOD	LOQ	Limit	Results	Status
	µg/kg	µg/kg	µg/kg	µg/kg	
Aflatoxin B1	1.1	3.4		ND	Tested
Aflatoxin B2	1.3	4		ND	Tested
Aflatoxin G1	2.8	8.4		ND	Tested
Aflatoxin G2	1.4	4.2		ND	Tested
Total Aflatoxins	6.6	20	20	ND	Pass
Ochratoxin A	2.8	8.4	20	ND	Pass

Date Tested: 05/15/2024

SOP HL 240. Total Aflatoxins = Aflatoxin B1 + Aflatoxin B2 + Aflatoxin G1 + Aflatoxin G2. Each aflatoxin is tested individually. HL241. Tested by HPLC-FID, HL241. Pass/Fail decision determined by Department of Cannabis Control CCR title 4 Division 19 §15721.

## Heavy Metals

Analyte	LOD	LOQ	Limit	Results	Status
	µg/g	µg/g	µg/g	µg/g	
Arsenic	0.059	0.179	0.2	ND	Pass
Cadmium	0.005	0.014	0.2	ND	Pass
Lead	0.055	0.168	0.5	ND	Pass
Mercury	0.005	0.017	0.1	<LOQ	Pass

Date Tested: 05/14/2024

SOP HL 237. Tested by Atomic Fluorescence Spectrometry, HL237. Pass/Fail decision determined by Department of Cannabis Control CCR title 4 Division 19 §15723.



*Ming Li*

Ming Li - General Manager  
05/21/2024

Confident LIMS  
All Rights Reserved  
coa.support@confidentlims.com  
(866) 506-5866  
www.confidentlims.com

